

Year 6

# Read

and

# Respond

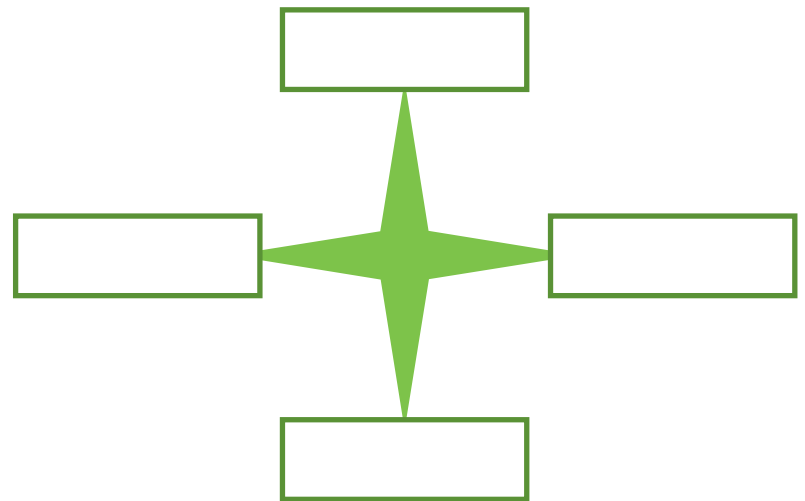
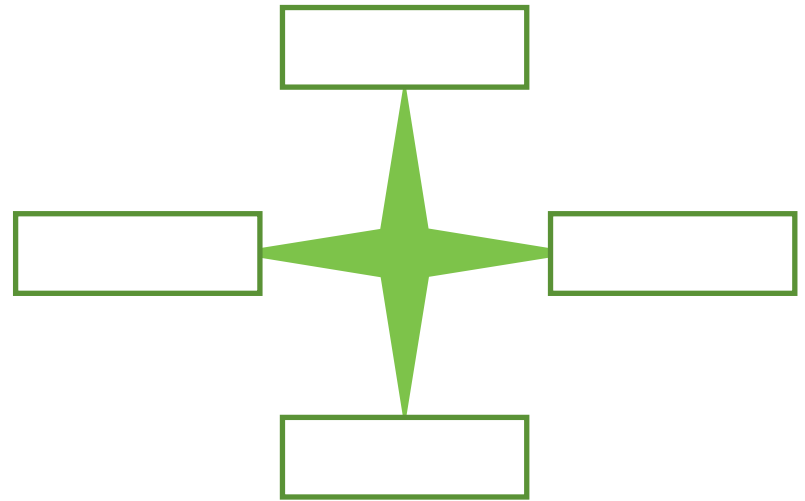
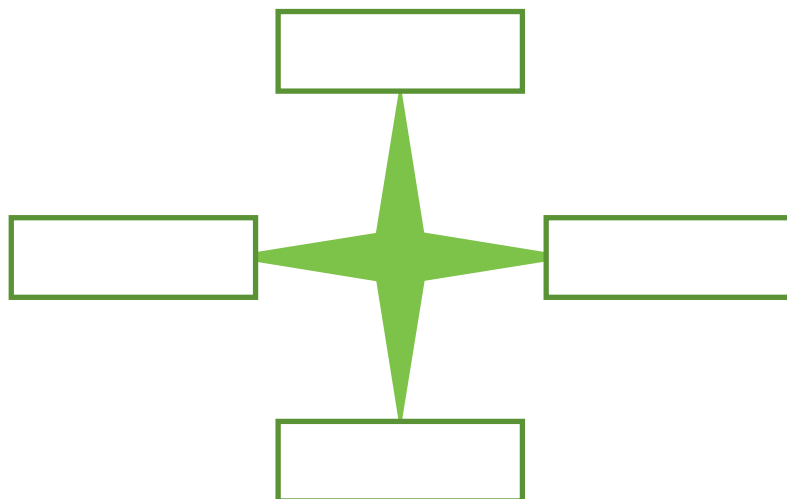
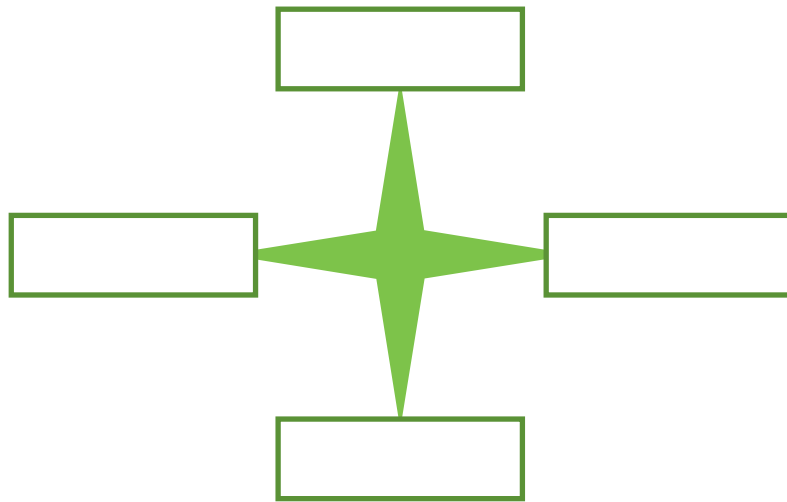
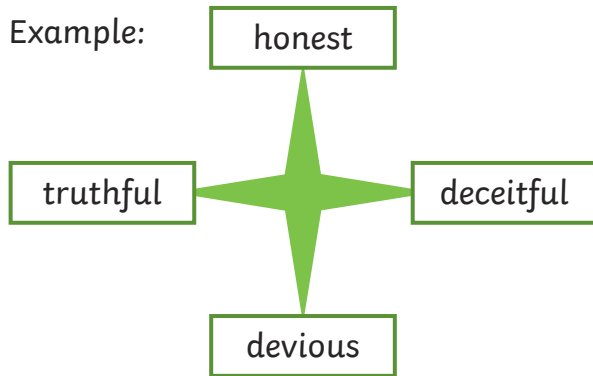
Name:



# Synonym and Antonym Compasses

Use adjectives from the last book you read to expand your vocabulary. Start with an adjective from the book at the top. Write the antonym below. Next, write a synonym to the left and an antonym opposite. Use a thesaurus if you need to.

Example:



# About Me

If the main character of the last story you read created a social media page, what would it say? Fill in their profile, making sure to include as much information as possible about them.

<p>Profile Picture:</p>	<p>Decorative picture:</p>						
<p><b>Friends</b></p> <table border="1"><tr><td></td><td></td><td></td></tr><tr><td></td><td></td><td></td></tr></table>							<p>Name: <span style="float: right; background-color: #0056b3; color: white; padding: 5px 10px; border-radius: 3px;">Add as friend!</span></p> <p>What's on your mind?</p>
<p><b>Visited:</b> last Thursday</p> <p><b>Went to:</b> on Saturday</p> <p><b>Became friends with:</b> and 6 other people</p>	<p>Me and my friends at _____ last weekend with _____</p> <div style="border: 1px solid #ccc; padding: 10px; min-height: 150px;"><p>Draw a photograph here</p></div>						
<p><b>Worked at:</b></p> <p><b>Studied at:</b></p> <p><b>Lives in:</b></p> <p><b>From:</b></p> <p><b>Birthday:</b></p>	<p>Just had some delicious _____</p> <p>_____</p> <p>_____</p>						

# Sensational Settings

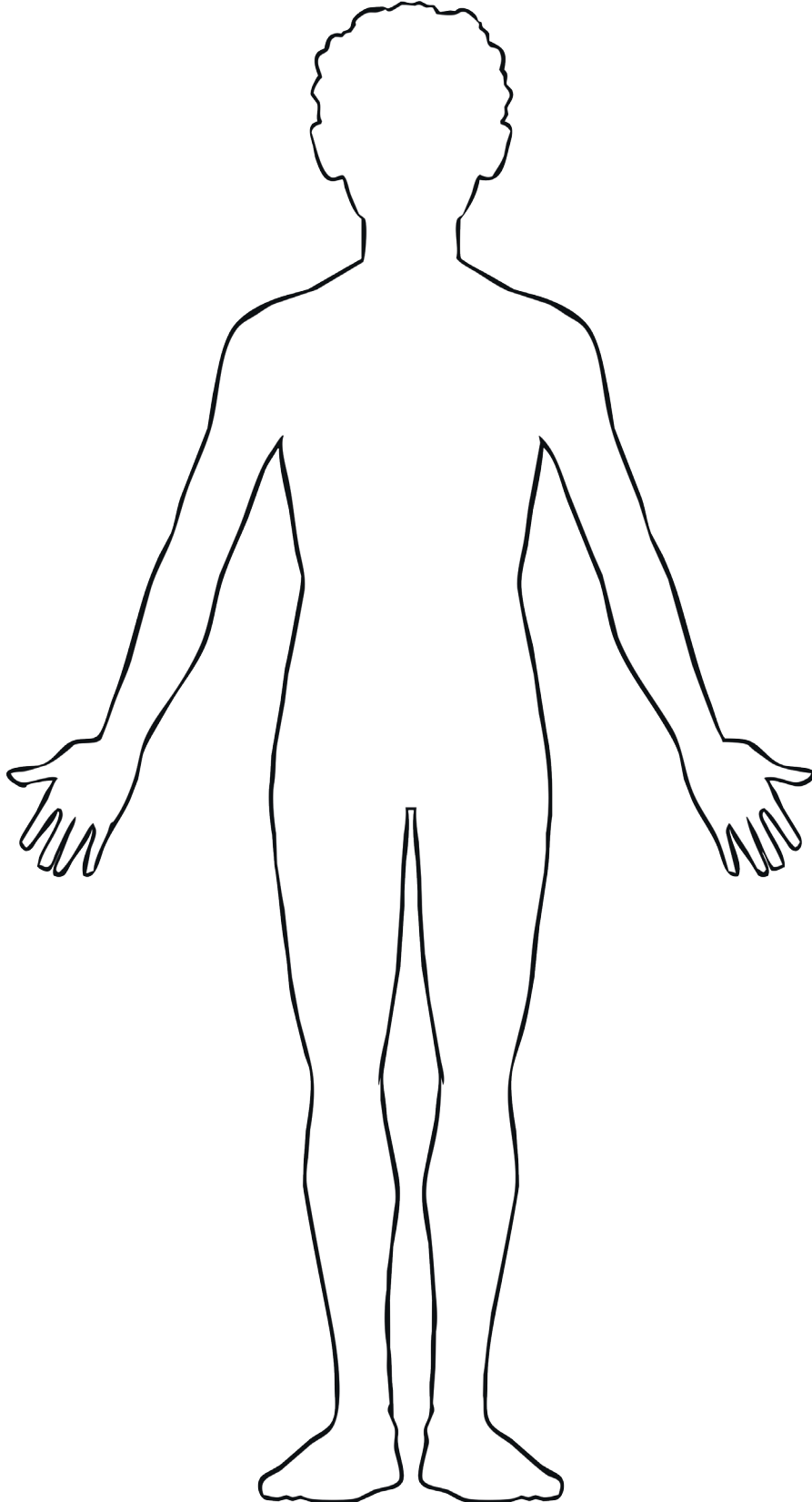
Write a setting description of the most interesting setting from the last book you read. You can magpie good vocabulary from the book but make sure your writing is your own. Don't forget to use all the key grammatical features.

A large rectangular area with horizontal lines for writing, intended for a student to describe a setting.




# Fabulously Flawed

Design a character that would fit well into the last story you read... but there's a catch. Your character must have a flaw in their personality which would affect the story's plot. Write their flaw inside the body and write about their appearance, actions and how they fit into the story around the outside.



# Change It Up

Create a storyboard outlining the plot of a brand new story which has the theme of 'change'. However you interpret change is up to you. It could be bad to good, happy to sad or something more sinister entirely. Don't forget to add labels and captions to explain the plot.




A large empty rectangular box for drawing the first scene of the storyboard.

---

---

---




A large empty rectangular box for drawing the second scene of the storyboard.

---

---

---




A large empty rectangular box for drawing the third scene of the storyboard.

---

---

---




A large empty rectangular box for drawing the fourth scene of the storyboard.

---

---

---




A large empty rectangular box for drawing the fifth scene of the storyboard.

---

---

---



A large empty rectangular box for drawing the sixth scene of the storyboard.

---

---

---



A large empty rectangular box for drawing the seventh scene of the storyboard.

---

---

---



A large empty rectangular box for drawing the eighth scene of the storyboard.

---

---

---



A large empty rectangular box for drawing the ninth scene of the storyboard.


---

---

---

# Knowing Me, Knowing You







Compare and contrast two of the characters from the last book you read. Things that are unique about each character go inside their outline. Things that are the same about them go in the space between them. Think about appearance, personality, actions and values.





# Adverb Arrows

Use an adverb from the last book you read to expand your vocabulary. Start with an adverb from the book at the top. As you go down the arrow, increase the severity of the adverb used. One has been done for you. Use a thesaurus if necessary.

	possibly		
	probably		
	certainly		
			
			

# Dictionary of Definitions

Find five words from your reading book whose meanings you are not quite sure about. Use a dictionary to define the words and write them in a sentence to help you to remember their meanings.

The word is \_\_\_\_\_

The definition is \_\_\_\_\_

The word in a sentence: \_\_\_\_\_

\_\_\_\_\_

The word is \_\_\_\_\_

The definition is \_\_\_\_\_

The word in a sentence: \_\_\_\_\_

\_\_\_\_\_

The word is \_\_\_\_\_

The definition is \_\_\_\_\_

The word in a sentence: \_\_\_\_\_

\_\_\_\_\_

The word is \_\_\_\_\_

The definition is \_\_\_\_\_

The word in a sentence: \_\_\_\_\_

\_\_\_\_\_

The word is \_\_\_\_\_

The definition is \_\_\_\_\_

The word in a sentence: \_\_\_\_\_

\_\_\_\_\_

# The Honest Reviewer

Can you write an honest book review about your latest read?

Title:

Author:

I would give it



stars

One sentence review:

Themes and issues in the book:

A short recap of the plot:

A new blurb for the book:

The dilemma and its resolution:

My favourite part of the book and why: